




STEP 0: GO TO FILE->INKSCAPE PREFERENCES, UNDER 'STEPS' MAKE SURE THAT THE ROTATION STEP IS SET TO 15 DEGREES.



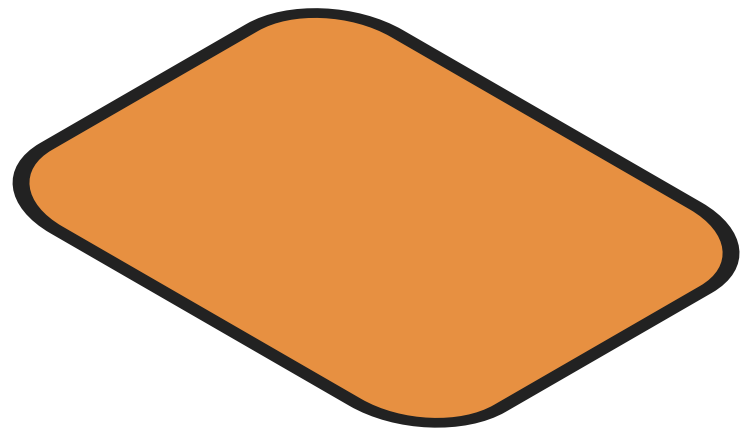
STEP 1: CREATE RECTANGLE



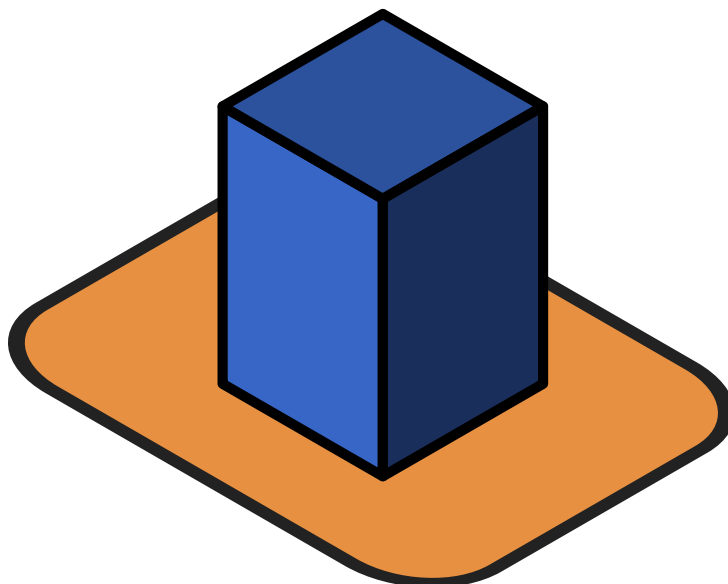
STEP 2: ROUND THE CORNERS



STEP 3: SKEW THE RECTANGLE LEFTWARDS. HOLD CTRL WHEN YOU SKEW AND GIVE IT TWO NOTCHES OF SKEW.



STEP 4: HOLD CTRL AND ROTATE THE SKEWED RECTANGLE COUNTERCLOCKWISE TWO STEPS.



STEP 5: SIT BACK AND PAT YOURSELF ON THE BACK! :)